
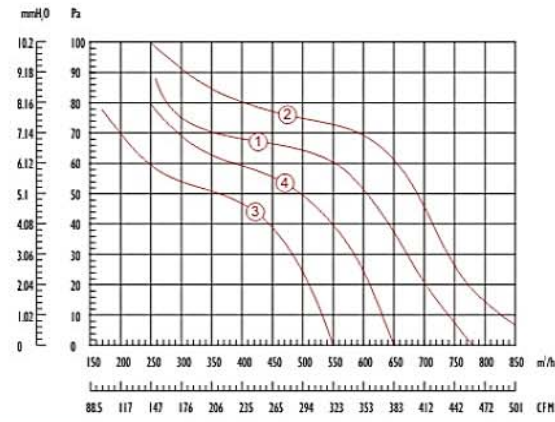


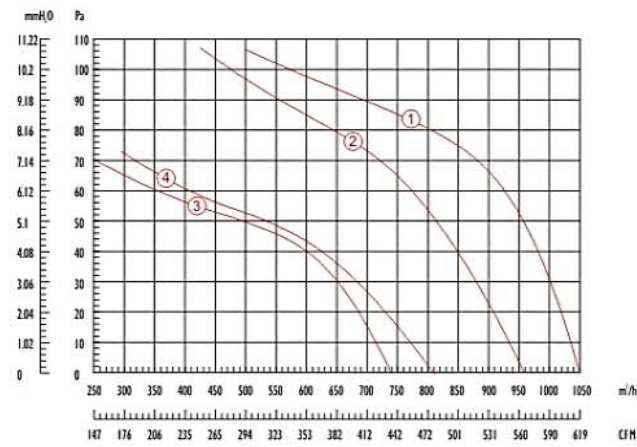
YWF Series Axial Fan
With External Rotor Motor



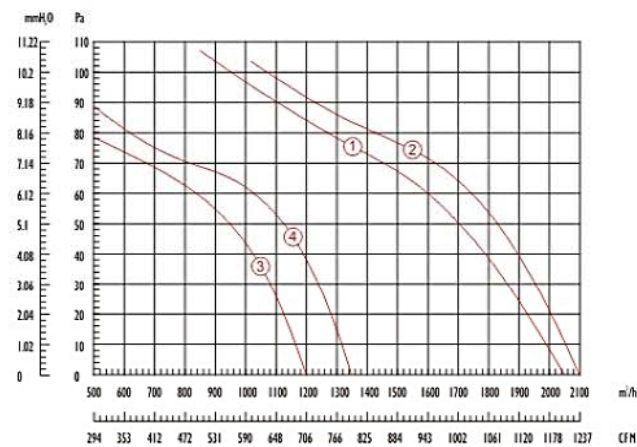
YWF200



YWF250



YWF300



YWF200

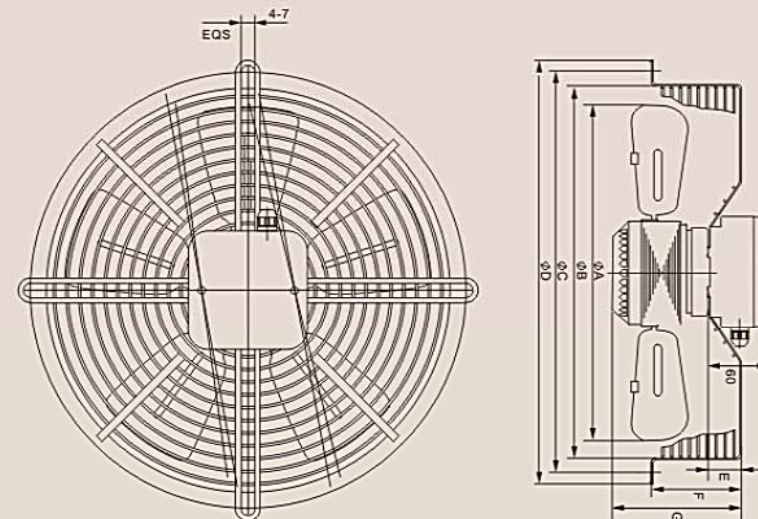
型号 MODEL	额定电压 VOLTAGE V	频率 FREQUENCY Hz	额定电流 CURRENT A	输入功率 INPUT W	转速 SPEED RPM	最大风量 MAX AIR FLOW m³/h	电容 CAPACITOR μF	噪音 NOISE dB(A)	曲线 CURVE
YWF2E200	220	50	0.23	50	2550	780	2	50	1
	120	60	0.62	70	2800	910	8	51	2
YWF4E200	220	50	0.18	40	1420	540	1.5	45	3
	120	60	0.28	45	1650	650	6	46	4

YWF250

型号 MODEL	额定电压 VOLTAGE V	频率 FREQUENCY Hz	额定电流 CURRENT A	输入功率 INPUT W	转速 SPEED RPM	最大风量 MAX AIR FLOW m³/h	电容 CAPACITOR μF	噪音 NOISE dB(A)	曲线 CURVE
YWF2D250	380	50	0.22	80	2500	960	/	57	1
YWF2E250	220	50	0.4	80	2500	960	3	57	1
	120	60	1.03	120	2850	1050	10	58	2
YWF4D250	380	50	0.18	60	1400	770	/	53	3
YWF4E250	220	50	0.24	60	1400	770	2	53	3
	120	60	0.56	65	1600	810	8	54	4

YWF300

型号 MODEL	额定电压 VOLTAGE V	频率 FREQUENCY Hz	额定电流 CURRENT A	输入功率 INPUT W	转速 SPEED RPM	最大风量 MAX AIR FLOW m³/h	电容 CAPACITOR μF	噪音 NOISE dB(A)	曲线 CURVE
YWF2D300	380	50	0.26	160	2300	2130	/	60	1
YWF2E300	220	50	0.67	160	2300	2130	4	60	1
	120	60	1.77	220	2500	2200	16	61	2
YWF4D300	380	50	0.23	85	1400	1600	/	58	3
YWF4E300	220	50	0.36	85	1400	1600	3	58	3
	120	60	0.87	100	1550	1720	10	59	4
YWF6E300	220	50	0.45	60	910	1260	2	50	/
	120	60	0.35	60	1050	1310	8	51	/



型号 MODEL	A	B	C	D	E	F	G
YWF200	200	220	260	275	20	65	85
YWF250	250	270	320	340	20	75	95
YWF300	300	320	360	380	30	80	115